

LIPA

THE LIVERPOOL INSTITUTE
FOR PERFORMING ARTS

MAKE
PERFORMANCE
POSSIBLE



INTERNATIONAL ARRIVAL GUIDE 2023



IF YOU HAVEN'T ALREADY, YOU'LL SHORTLY RECEIVE A LIPA T-SHIRT, WHICH WE HOPE YOU WILL WEAR WITH EXCITEMENT AND PRIDE.

Maybe you will wear it in class, at rehearsals, in the workshop, or on the streets of your hometown. Wherever you choose, we'd love you to upload a photo to your social media channels and tag us in so we can share it on ours.

This is also a great way for you to see who else is joining us in September and to get in touch with each other before you arrive.

We've included a few of our favourite photos from last year to give you some inspiration.



OUR CHANNELS:

-  LIPALiverpool
-  LIPALiverpool
-  @lipaliverpool

HASHTAGS SO WE CAN FIND YOU, AND YOU CAN FIND EACH OTHER:

- #LIPainternational
- #onmywaytoLIPA



WELCOME TO OUR FAMILY

Congratulations on being offered a place at The Liverpool Institute for Performing Arts (LIPA). We look forward to welcoming you in September.

Around 25% of our 1,000 students come from over 50 countries worldwide including Norway, South Korea and the United States of America, as well as across the European Union.

Our experience tells us that as well as being excited to enrol, you will also have questions about the next steps - everything from paying your tuition fees to choosing accommodation and booking flights.

We have compiled this guide as a source of information but also a place to share our advice and guidance with you.

THE GUIDE IS DIVIDED INTO TWO SECTIONS:

The first section gives practical information and advice on the next steps we need you to complete having received an offer of a place with us.

The second section is designed to help you book flights, arrive in Liverpool and to prepare for life as a LIPA student.

The International Team is here to help. If you have questions or concerns, please contact us using the details below.

You can download a PDF version of this guide and find other useful information on our international webpages: www.lipa.ac.uk/international.

Ryan, Darren, Lauren and Katie
LIPA International Team

Email: international@lipa.ac.uk
Telephone: +44 (0) 151 330 3118



1	Visa Requirements	6
	Student Accommodation	10
	Fees and Funding	12

2	Travelling to the UK	18
	Living in Liverpool	20
	Explore Liverpool	28
	Enrolling with us	32
	Succeeding with us	36





Get in touch

WANT TO SPEAK TO A MEMBER OF STAFF?

The International Team is on hand and happy to help.
Email international@lipa.ac.uk to arrange a time.

WANT TO SPEAK TO A CURRENT STUDENT?

Would it be nice to hear from a fellow international student?

Perhaps one from your home country, or one currently studying your chosen course?

Email international@lipa.ac.uk and we will see who we can match you up with.

“ It was a gut feeling that pulled me towards LIPA and Liverpool. I felt very supported from the beginning; after my audition and interview I felt that the teachers want to get the best out of you - that who I am as a person and what I want to give was highly valued. In the creative industries this is worth so much.

LIPA is a welcoming community in which equal value gets placed on both the heart and mind and I feel supported to explore myself and my creativity. I love that it is a brave space and one where you are encouraged to make mistakes and learn from them. ”

Shirina
BA (Hons) Applied Theatre & Community Drama
Switzerland

“ Studying at LIPA will change you completely! You will have every skill you need to be a successful professional and meet people that will really make it a valuable experience. Allow your life to be what you've always dreamed. If not now, when? ”

Anastasia
BA (Hons) Management of Music,
Entertainment, Theatre & Events.
Italy



VISA REQUIREMENTS



You must apply to UK Visas and Immigration (UKVI) for a Student visa unless you have one of the following: a United Kingdom of Great Britain and Northern Ireland passport; a Republic of Ireland passport; or EU Settlement Status (EUSS).

Obtaining a visa is your responsibility. Failure to do so will result in you being unable to enter the UK or enrol with us.

The application can be daunting and lengthy. We are here to support and guide you through the process, but we are unable to secure a visa on your behalf.

You must take care to ensure that you comply with all the requirements of the application process, as failure to do so may result in an unsuccessful application. Reapplication results in an additional visa application fee and the loss of valuable time.

APPLYING FOR MY STUDENT VISA

If you are applying from outside the UK, the earliest you can apply for a visa is 6 months before your course starts. UKVI state you'll usually receive a decision on your visa within 3 weeks, yet our experience is that it usually takes a little longer due to the number of new international students applying to UKVI over the summer period. Therefore, we advise you to apply for your visa at the earliest opportunity. The earlier you receive your visa, the longer you will have to confirm your travel arrangements and prepare for joining us.

If you are applying for a visa from inside the UK (i.e. you are already in the UK on an existing visa) the earliest you can apply is 3 months before your course starts.

You must apply for your new visa before your current visa expires and your new course must begin within 28 days of your current visa expiring. You'll typically get a decision on your visa application within 8 weeks.

All international students can arrive in the UK up to 1 month before the start date of your course.

Advice regarding visas is subject to change. We always recommend following the latest information and advice from UKVI before submitting your application. Similarly, please be wary about taking advice from students, who secured a visa for entry in previous years.

If you are eligible for EUSS and have not declared your status with us, you must do so immediately.

“ The International Team was more than amazing in helping me with anything I needed during the move from the USA. I was nervous before leaving home, but I felt so welcome when I arrived in Liverpool that the nerves went away. I always feel a sense of belonging and within weeks I had met people I will cherish for the rest of my life.

My favourite part of being a student here is that it is just a great feeling to be surrounded by so many talented performing artists that are so passionate about their work. ”

Grant
MA Acting (Company) (2022)
USA

HOW MUCH WILL MY VISA COST?

The visa application fee is £363 to apply for a Student visa from outside the UK or £490 to extend or switch to a Student visa from inside the UK.

In addition to the application fee, you are required to pay the Immigration Health Surcharge, which gives access to the UK's National Health Service (NHS).

Once your course starts, any medical treatment you require in the UK will be free of any further charges if you use the NHS, just as it is for UK nationals.

The surcharge is compulsory, even if you hold private healthcare insurance.

The surcharge is £470 per year for a Student visa (three year undergraduate course = £1,410) and must be paid in full at the same time as applying for your Student visa.

The five steps to securing your student visa.

1) ACCEPT YOUR OFFER

Remember to accept your offer at your earliest convenience. You must also pay your tuition fee deposit, as detailed on page 14 of this guide.

2) CHECK YOUR PASSPORT

You must hold a passport which is valid for at least 3 months beyond 15 September 2023 (the day of International Orientation). If you have not provided a copy of your passport to us, please email one now to: international@lipa.ac.uk.

3) OBTAIN YOUR CAS NUMBER

The Liverpool Institute for Performing Arts is listed on the Register of Student sponsors. We will act as your sponsor and issue you a unique CAS number once you have done all the following:

- completed steps 1 and 2.
- provided a final transcript or certificate for qualifications completed this year (doing so allows us to make your offer Unconditional).
- provided evidence of your proficiency in English language (if required).

4) PREPARE YOUR DOCUMENTS AND FINANCIAL EVIDENCE

When you apply for your Student visa you must provide a current passport or other valid travel documentation and your CAS number. You will also be required to provide evidence of funds to cover both:

- the full cost of your tuition fee for 1 teaching year (up to 9 months) minus any deposit paid
- £9,207 to cover your living costs, calculated at a rate of £1,023 per month for students (when studying outside of London) up to a maximum of 9 months

The process will vary depending on how you are funding your studies:

I'm funding my studies though a student loan or financial sponsorship...

For example, you might be funding your studies though:

- FAFSA, Sallie Mae or GI Bill (USA)
- Icelandic Student Loan Fund (Iceland)
- Lånekassen (Norway)

If so, you must provide evidence of this from your loan or sponsorship company.

I'm self-funding my studies...

Funds must be in either your own account, or that of a parent or legal guardian, for at least 28 consecutive days. The end date of the 28-day period must be within 31 days of the date you apply for your visa.

The funds can be held in any form of personal or building society account, not including an overdraft facility. Stocks and shares and pensions are not accepted as sufficient evidence.

There are no requirements for funds to remain in your account once you have received your visa. UKVI rules allow you to use funding held by a parent or legal guardian, however there are strict rules about how this must be evidenced.

Students from a country listed under the UKVI differential evidence requirement do not routinely need to present all the supporting documents for maintenance, however the UKVI reserve the right to ask for these at any time.

As your sponsor, we may choose to not issue you with a CAS until we are satisfied that you have the correct documentation, in the correct format, to be compliant with UKVI rules.

5) BEGIN THE APPLICATION

In the early stages of the application you'll be asked to prove your identity. How you do this depends on where you're from and what type of passport you have:

My passport is from an EU, EEA (including Iceland, Liechtenstein and Norway) country or Switzerland, and has a biometric chip...

Typically you will be able to use the 'UK Immigration: ID Check' app to scan your identify document - you'll also create or sign into your UK Visas and Immigration (UKVI) account.

The process should be quick and straightforward, with no need to visit a Visa Application Centre.

If your application is successful you'll receive a digital immigration status which you can view and prove online.

If you are unable to use the app, or your passport does not have a biometric chip, then you will need to visit a Visa Application Centre (see opposite).



My passport is from a country outside of the EU, EEA or Switzerland...

As part of the application process you will need to book an appointment to attend a Visa Application Centre in person to submit your documentation and have your biometric information taken (fingerprints and photograph).

If your application is successful, you'll be given a vignette (sticker) in your passport granting you entry clearance to the UK. Your full visa will be printed on a Biometric Residence Permit (BRP) which must be collected within ten days of arriving in the UK.

You can arrange to have your BRP delivered to LIPA (recommended) or you can collect it from the local Post Office.

Top Tips

Before you begin, make sure that you fully understand the process and have read the guidance provided to you by us and the UKVI. If you have questions or concerns, please get in touch.

Top Tips

Remember to double check all information you have provided before submitting your application. A member of the International Team can help you do this.

MORE INFORMATION

You can find out more about the Student visa application process at: www.gov.uk/student-visa.

We also recommend The United Kingdom Council for International Student Affairs (UKCISA), a charity devoted to protecting the interests of international students studying in the UK: www.ukcisa.org.uk.

STUDENT ACCOMMODATION

We have arrangements with a number of organisations in Liverpool which offer student accommodation to help make the process as simple as possible for you.

Student accommodation in the UK may differ to that in your home country. Our Accommodation Guide gives you some more information and the International Team is on hand to offer advice and guidance and share our own knowledge.

Most students choose to live within a 10 to 15 minute walk of us. Living nearby is recommended, as it means you are close to your classes, our social events and all that the city of Liverpool has to offer.

Living within walking distance also means you do not need to worry about public transport costs or long journey times between your accommodation and classes.

Most student accommodation in the UK consists of a single (non-sharing room) study bedroom.

Each room will include as a minimum, a bed, desk, chair, wardrobe and storage.

In Liverpool, all student accommodation is self-catering with access to fully equipped kitchens. Some students are happy to share bathroom facilities, while others prefer to pay more for en-suite facilities.

Most of our international students are unable to visit accommodation prior to enrolling with us so we recommend visiting the websites of accommodation providers to view photos, videos and floorplans of different options available.

Researching your options will help give you a clear picture of what best suits your needs and budget, and help you know what to expect when you arrive.

Top Tips

The International Team has experience of working with accommodation providers, as well as hearing first-hand from our current students who live in the accommodation we recommend. If you have questions - please get in touch: international@lipa.ac.uk

HALLS OF RESIDENCE

Halls of residence vary. In some, students have self-contained apartments where you have your own kitchen and bathroom and share social spaces. In others, students share bathroom and kitchen facilities with a small number of students (typically three or four).

Most providers try to group our students together in the same halls of residence. You may also be living alongside students studying a variety of courses and from across the UK as well as other international students.

PRIVATE RENTED ACCOMMODATION

Some students choose to rent accommodation from a private landlord. Occasionally private accommodation can be unfurnished, which means there is no furniture included and that the tenant (you) has to provide their own.

Liverpool Student Homes is an accommodation office supported by higher education institutions in Liverpool that can advise on this type of accommodation.

We have included their details in our accommodation leaflet.



TEMPORARY ACCOMMODATION

We wouldn't recommend this, but sometimes, international students choose to stay in temporary accommodation when they first arrive in Liverpool and use their first days here to find more permanent accommodation.

If you choose to do this, we suggest arriving in Liverpool early, to give yourself time to find somewhere prior to enrolling.

Get in touch with us, if you plan to do this, so we can suggest affordable and nearby temporary accommodation providers.

PAYING FOR YOUR ACCOMMODATION

Halls of residence providers may request a deposit, a guarantor, or payment in fewer, larger instalments. This will vary depending on your accommodation provider.

Accommodation in the private sector is usually paid on a month by month basis, although some private landlords may ask for a single payment from non-UK students or a guarantor.

Most halls of residence will be inclusive of bills (gas, electricity, water, Wi-Fi, etc) and included in your rent.

This means that you do not need to manage these separately - ideal if you are moving away from home for the first time.

If you choose to live in private rented accommodation, then you may need to pay these bills individually, in addition to your rent.

INSURANCE

We recommend all students obtain contents insurance against theft and loss.

Endsleigh Insurance is a specialist student insurance company affiliated to the National Union of Students: www.endsleigh.co.uk.

Endsleigh also offers specialist insurance policies for musical instruments and equipment.

Please contact the International Team to discuss your contract with a private landlord before signing any tenancy agreement.

Top Tips

Check the length of contract offered by a landlord before signing any tenancy agreement, particularly for privately rented accommodation. The International Team is happy to support and advise you. Let us know where you are thinking of living and we will share our thoughts and knowledge.

Top Tips

As all of the accommodation is self-catering, if you haven't got much cooking experience, try to practice your cooking skills prior to joining us.

Top Tips

Bring a few photos of your friends and family back home - photos are easy to fit in your luggage and you can use them to decorate your room and to remind you to phone or email them from time to time.

“ As a young person leaving home for the first time, the whole process of moving overseas was daunting, and the International Arrival Guide gave me a place to start and a better sense of what I needed to do to and when.

I chose my accommodation based on the recommendations given to me by LIPA and also how close it was to classes (you're going to be walking a lot!). My chosen provider offered group flats with privacy so I could meet new people but also have some of my own space, whilst still being within my price range. My best advice to you is to take things one day at a time. Applying for visas and housing and booking flights can get really overwhelming, but as long as you read everything carefully and ask the International Team for help when you need it, you will be fine. Once you get here, you'll see that all of the work you put in was worth it. You'll find your footing and some of most wonderful people you'll ever get the pleasure of meeting. ”

Haiven
BA (Hons) Music
(Songwriting and Performance)
USA



FEES AND FUNDING



It is essential that you have funding and finance arrangements confirmed prior to enrolling with us.

It is very difficult to obtain additional funds once in the UK, therefore you must ensure you have enough money to cover your tuition fee and living costs for the full teaching year.

Foundation Certificate

How much is my tuition fee?

£9,250.

How do I pay my tuition fee?

It is likely that you will be responsible for paying the full tuition fee, although US students may be able to take out a loan to cover the tuition fee.

Do I pay a tuition fee deposit?

Yes - a deposit of £2,000 is due by 31 May 2023.

Certificate of HE and Undergraduate Degree (BA) courses

How much is my tuition fee?

£18,500 per year.

How do I pay my tuition fee?

You may be eligible to apply for student loans from your home country to partially or fully cover the cost of your tuition. For example, we are registered to accept Icelandic Student Loans, Lånekassen (Norway), and US Federal Aid. If you are unable to secure funding from your home country, it is likely that you will be responsible for paying the full tuition fee.

Do I pay a tuition fee deposit?

Yes - a deposit of £2,000 is due by 31 May 2023.

For more information and exceptions to this, please see "Paying your deposit" on page 16.

Postgraduate Degree (MA)

How much is my tuition fee?

MA Costume Making or MA Music Industry Management - £18,500.

MA Acting (Company) - £19,800.

How do I pay my tuition fee?

If you are unable to secure funding from your home country, it is likely that you will be responsible for paying the full tuition fee.

Do I pay a tuition fee deposit?

Yes - a deposit of £2,000 is due by 31 May 2023.

PAYING YOUR DEPOSIT

Instructions on how to pay your deposit are in the email sent to you with this guide.

NORWEGIAN AND ICELANDIC STUDENTS

Norwegian students receiving funding from Lånekassen and Icelandic students receiving funding from the Icelandic Student Loan Fund need only pay a tuition fee deposit of £500.

AMERICAN STUDENTS

Students who take out US government approved education loans (direct loans or Sallie Mae loans, which must be certified by LIPA) are not required to pay a deposit.

The International Team will write to all US students before the deposit due date to advise on the loan certification process.

We operate a reserve list for all our courses.

If you have any problems in paying the deposit by 31 May 2023 you should contact the International Team, as your place may be offered to a candidate on our reserve list.

“ LIPA was different than anything offered in Norway. It offers such a versatile program and you’ll meet everyone you’ll ever need for a production here. ”

Stian
BA (Hons) Dance
Norway

Top
Tips

If you haven’t already done so, please remember to accept your offer either in your LIPA online portal or UCAS Track.

PAYING YOUR TUITION FEE

Once you have paid your deposit, the remaining balance of the tuition fee is due in full by 4.00pm on 1 September 2023.

Students who wish to pay the remaining balance in two equal payments may do so, subject to providing a letter of guarantee from a party acceptable to LIPA.

If agreed, the instalment payments are due on 1 September 2023 and 31 January 2024.

Please note the guarantor becomes liable for the debt if instalments are not received.

Students who wish to pay in instalments should contact LIPA’s Finance Team: finance.team@lipa.ac.uk, quoting your LIPA ID number in the email.

Norwegian and Icelandic students receiving funding from their home country can pay the balance of their fees in accordance with the terms of the receipt of their funding, but written confirmation of this funding should be provided prior to enrolment.

Students who fund their tuition fees with US government approved education loans may pay their fees in accordance with the terms of the receipt of their funding.



TRAVELLING TO THE UK



Liverpool is in the northwest of England and has excellent air, rail and coach links with the rest of the UK, Europe and beyond.

LIVERPOOL JOHN LENNON AIRPORT

Lufthansa Airlines operate a connection between Liverpool John Lennon Airport and Frankfurt (Germany). This means 26 Star Alliance partner airlines can travel to Liverpool connecting via Frankfurt from over 150 destinations in Europe, Asia, Middle East, Africa and the Americas.

In addition, LJLA has direct flights from several European cities, at relatively low-cost, using airlines such as easyJet or Ryanair. As many airlines fly into Amsterdam's Schipol Airport or Paris Charles De Gaulle, it is worth considering getting a connecting budget airline flight to Liverpool. This may help you reach Liverpool quicker than flying directly from your home country into a larger airport elsewhere in the UK. Budget airlines have a lower baggage allowance and operate very restrictive baggage policies, so be sure to check this before packing.

There is a frequent bus service from Liverpool John Lennon Airport to Liverpool city centre (the fastest of which is the Arriva Airlink 500), or you can take a taxi.

A taxi is more expensive but will be quicker (around 25 minutes, compared to around 50 minutes on a bus) and takes you direct to your accommodation. A taxi typically costs around £25, or an Uber is around £20.

MANCHESTER AIRPORT

Our closest large international airport is Manchester.

It has a large coach and rail station with frequent services to Liverpool city centre. These take roughly 60 to 90 minutes depending on the time of day and cost around £20.

Take a direct service from Manchester Airport to Liverpool so you avoid changing service or connecting in central Manchester. Changing coach or train adds unnecessary time and stress onto your journey.

Once you arrive at either Liverpool Lime Street Railway Station, or Liverpool ONE Coach Station, LIPA or most student accommodation is a short taxi or Uber ride away (and should cost less than £10).

If you arrive at Manchester Airport and take a taxi straight to LIPA or your student accommodation, this will typically cost around £100.

Alternatively, you can pre-book a taxi using Delta Taxis - a Liverpool based taxi company. This will typically cost around £60 and can be pre-booked by phoning +44 (0)151 924 7373.

You will need to know your flight number, arrival time and terminal in order to make a booking with Delta.

LONDON AIRPORTS

You may choose to fly into either London Heathrow or London Gatwick - both airports have regular connecting flights to Manchester.

Taking a connecting flight to Manchester often works out cheaper, easier and quicker than travelling into central London and then taking the train to Liverpool.

As great as London is, it is better to enjoy it for a weekend once you are settled in, rather than when you first step off a long international flight in a new country.

Top Tips

We advise all students to get travel insurance.

Top Tips

Remember to keep your boarding passes and/or travel documents. We require these as evidence for UKVI of when you entered the UK.



DISTANCES FROM LIVERPOOL

Manchester	40 miles/67km
London	178 miles/287km



ON ARRIVAL IN THE UK - CUSTOMS AND IMMIGRATION

No matter how you plan on reaching the UK, on arrival at your chosen airport or ferry terminal, you will be signposted to the UK immigration point.

If you are entering the UK on a Student visa then be prepared to show the Immigration Officer your digital immigration status or your vignette/stamp in your passport, and to answer questions about your reasons for coming to the UK.

You may wish to have your CAS number, Home Office decision letter informing you of where to collect your visa (BRP) (if applicable - non EU/EEA students only) on arrival in the UK, and your offer letter to study at LIPA with you as well.

Once you have cleared UK immigration you MUST keep your boarding passes and/or travel documents. We require these as evidence for UKVI of when you entered the UK.

In the unlikely event you encounter any problems on arrival, you should ask to see a representative of the UK Immigration Advisory Service.

Alternatively during normal working hours (Monday - Friday, 9am - 5pm), you can ask the Immigration Officer to contact the International Team at LIPA to confirm your intention to study with us.

Please let the International Team know your travel plans and when you have arrived in Liverpool. Remember to share your arrival in Liverpool with friends and family back home too.

Top Tips

UK currency is pounds Sterling (£) and pence (p). We recommend travelling with around £50 in cash for your immediate needs (meals, train fares etc). British bank notes come in denominations of £5, £10, £20 and £50, although the majority of retailers do not accept £50 notes, so if changing money in advance please opt for small note denominations. Most retailers also accept 'chip and pin' or 'contactless' payments. Interested in opening a UK bank account? See page 34.

Top Tips

Disable data roaming on your mobile/cell phone prior to arriving in the UK. Before you travel you may want to buy an international SIM card or connect to Wi-Fi in order to use calling and messaging apps free of charge.

Top Tips

Keep a record of your passport number and expiry date. This could be as simple as taking a photo on your phone, or keeping a photocopy in your hand luggage. Should you lose your passport, it will be easier to replace.



TOP 10 HAND LUGGAGE ESSENTIALS

1

Passport

2

CAS documentation and supporting evidence

3

TB screening certificate if one was required to obtain your immigration permission

4

Travel insurance documents

5

A travel adaptor plug to charge your electronics on the go/at the airport

6

A small amount of cash and bank cards

7

Details of your destination in Liverpool and contact telephone number

8

This arrival guide and any other information you have received from us

9

Any medication you are taking

10

Sweater/jumper and a coat - September can be a little cold and wet in the UK

LIVING IN LIVERPOOL



Welcome to your new home - your first few weeks in Liverpool will be an exciting time, with new places to explore and new people to meet.

Arriving in a new city is exciting but it can be daunting. We recommend using your time before enrolling to familiarise yourself with your new surroundings.

Liverpool has a population of around 500,000 people, with over 10% of these being students across several universities and colleges in the city.

The local arts scene is rich and varied, the nightlife is diverse and the city has a great restaurant and café culture.



Your student card will entitle you to lots of discounts in local shops, restaurants, cinemas and cafés.

Occasionally students may feel homesick - don't worry, this is normal, even among some British students.

Once you are here, try and make the most of every opportunity available including opportunities to make new friends in your accommodation and classes, as well as social events at LIPA.

International Orientation and Induction Week (see pages 32 to 35) also provide a great opportunity for you to meet other international students from around the world.

Remember that you are not alone and talking to other students can be a great support.



“ Liverpool is great. It's a large city but it doesn't feel overwhelming for someone from a smaller city or town. Everything you need is within walking distance.

There are so many great food places to visit, but my favourites are 92 Degrees and the Bagelry (in Chinatown). ”

Daniel Johnsen
Foundation Certificate Acting (2022)
Norway

**Top
Tips**

Find out more about Liverpool here:
www.visitliverpool.com.
The International Team and our current students are all on hand to share our favourite recommendations with you too.



BRITISH CULTURE

Every culture has its own rules, values, expectations and methods of dealing with everyday situations.

If you haven't been to the UK before, then you may notice a number of differences between the UK and your home country; for example how loudly or softly one should speak, how close to another person one should stand or what is considered to be funny or offensive.

Adjusting to cultural differences and meeting people from across the world is part of the experience of studying in the UK, and it may take time for you to adjust.

Most people you meet in the UK are friendly, helpful and interested to learn about your culture and home country - but if you are unsure, ask another student or member of staff.

The UK Council for International Student Affairs (UKCISA) website is a useful resource which may help you to understand what you can expect to experience studying in the UK:

www.ukcisa.org.uk/Information--Advice/

If you do experience adjustment difficulties during your time with us, please do not hesitate to speak, in confidence, to the International Team, the Student Support Service, or your Learning Guidance Tutor at any time.

THE LIVERPUDLIAN ACCENT

Fondly called "Scouse" (which incidentally is also the name of a local dish), the Liverpool accent is easily recognisable across the UK. Here are a few words or phrases Scousers (people from Liverpool) use, that you may encounter on your first few days:

Boss
= Great

Sound
= Cool/
Good

Trainees
= Trainers/
Sneakers

Scran
= Food

Made up
= Happy

Butty
= Sandwich

**Top
Tips**

Watching British TV and films, listening to British radio stations or reading newspapers is also a great way to immerse yourself in British culture even before you arrive. When you do arrive, spending time with students from all over the UK will also help you to adjust to a new culture and the many regional accents you will hear.

**Top
Tips**

During your time with us, you will learn much more than the discipline you are here to study - embrace all the opportunities available to you.

COST OF LIVING

Liverpool is a student orientated city, and therefore a relatively cheap city to live in as a student, with the cost of living around 40% cheaper than London or the south of England (Numbeo.com - March 2023).

In addition to your tuition fees and accommodation (and any associated bills) you will need to budget for food, clothing and insurance, as well as entertainment and socialising.

UKVI requires that visa national students are able to show funding of £1,023 per month for living costs for a single person.

You may spend a little less, although how expensive your accommodation is and the lifestyle you choose to lead, plays a big part in this.

We advise students to open a UK bank account upon enrolling with us - this will allow you to pay your bills, make every day purchases on your ATM card and withdraw cash without incurring additional fees.

More information on this can be found on page 32.

HEALTH AND WELLBEING

As an international student you are entitled to free treatment under the UK's National Health Service (NHS), provided that you are registered on a full-time course of study lasting more than six months and provided that you didn't come to the UK for the purpose of receiving medical treatment.

Your entitlement covers treatment by a doctor (General Practitioner or GP) and hospital treatment. You are entitled to receive medical treatment from the date your course begins.

You must ensure that you have suitable medical or travel insurance to cover you from the date you arrive in the UK up to the date your course starts.

Visa nationals are entitled to free treatment from the commencement of their immigration permission.

Once you have enrolled as a student you should register with a doctor as a NHS patient, evidencing your student status.

More information on this is found on page 34.





MOBILE/CELL PHONES

You will need a UK phone number in order to register with a doctor or open a UK bank account.

If your existing phone is “unlocked”, we recommend that you buy a UK SIM card and use this in your current device.

We recommend a pay-as-you-go plan or a contract which you can end at any time, rather than committing to a lengthy contract without knowing what your usage pattern will be.

SAFETY AND SECURITY

Liverpool is generally a safe city to live and study in but as in any large city you should take precautions. Here are our top tips for staying safe:

- Take care when you walk at night, avoiding shortcuts through dark alleys or parks. Plan ahead so you can walk with friends or take public transport
- Make sure that you securely lock doors and windows. External doors should have two locks and your bedroom should be lockable. If you are not confident about security, ask your landlord to make improvements

- Make the safety of your personal property your responsibility. If you have a bicycle then invest in a strong bike lock and keep a record of serial numbers for electronics so that if you need to claim on insurance you have clear records of your equipment
- Do not carry large amounts of cash. It is common in the UK to pay for even small purchases using a card rather than cash
- In bars or pubs, don't leave your drink unattended and don't accept drinks from strangers
- Don't assume that everyone is as honest as you are
- Remember that cars drive on the left in the UK - “jaywalking” is not illegal and is sometimes a necessity

“ Being such a cultural city, Liverpool helped me keep my passion for art, film and music alive. It is such a student friendly city and there's always something exciting happening! Right from quirky coffee shops to free gigs and galleries across the city, you will never feel bored in Liverpool. ”

Nethra
BA (Hons) Dance
India

WORKING IN THE UK

International students may undertake part-time employment in the UK alongside their studies. We recommend that money earned from part-time employment is seen as an “extra” and not relied upon to pay tuition or accommodation bills.

It is your responsibility to ensure that you have sufficient funds to live on without having to work. Having evidence of this is a condition of you securing a visa.

Due to the time demands of our courses, we advise students work fewer hours than the maximum allowed.

Average pay for part-time work in Liverpool is around £7.50 per hour, though some students may earn more than this.

A National Insurance (NI) number is your own personal reference number for the UK tax system.

You do not need to have one before starting work, although many employers prefer students to already have a NI number, and you will need one once you have secured a job.

More information on applying for a NI number is available here:

www.gov.uk/apply-national-insurance-number

All students on a Student visa are prohibited from being employed as an entertainer. This includes actors, musicians, dancers and other performers, though there is an exception for students doing work placements on degree-level dance, drama and music courses.

You cannot work (paid or unpaid) as an entertainer. “Entertainer” is not defined in the Immigration Rules, but the Home Office's Business Help desk has stated (in an email dated 3 September 2015) that “We take it to mean ... taking part in entertainment in any way other than as an amateur”.

“Amateur” is defined in the Immigration Rules at paragraph 6 and it means “solely for personal enjoyment and not seeking to derive a living from the activity”.

Therefore, acting or performing as an amateur or just as a hobby is not working as an entertainer, and you can do it.

Breaching these rules may have serious consequences, including a possible fine, imprisonment or removal from the UK. More information is available here:

www.ukcisa.org.uk



Students on a full-time Student visa are limited to certain time restrictions for the work that they do:

- No more than 10 hours per week in term-time for Foundation Certificate students
- No more than 20 hours per week in term-time for Undergraduate and Postgraduate students
- A full-time role during holidays/vacations

“Week” = any seven-day period starting on a Monday. If you work irregular hours and/or have more than one employer, you will need to keep detailed records of how many hours you work each day in order to ensure you do not exceed the limit.

“Term time” = the period when your sponsor expects you to be studying.



Your International Team are three people not originally from Liverpool but who all class this city as our home. Here are our top tips of places to visit.

ARTS AND CULTURE

We are in the heart of Liverpool's Georgian Quarter. Liverpool's two Cathedrals, the Anglican (the largest Cathedral in Britain) and the Metropolitan Cathedral (Britain's largest Catholic Cathedral) are both within a 5-minute walk and are both equally impressive. Chinatown and the largest Chinese Arch outside of China is just a short walk away, as is St Luke's Church, more commonly called the Bombed Out Church. Destroyed in the Blitz of 1941, it is now home to open air theatre performances, Zumba and markets, among other events. A short walk to the waterfront is the historic Royal Albert Dock, Tate Liverpool and Pier Head.

FESTIVALS AND EVENTS

Liverpool plays host to some amazing festivals and events throughout the year.

From LIMF (Liverpool International Music Festival) to the Liverpool Beer Festival; Liverpool Pride to Sound City; or the spectacular River of Light fireworks display.

There are too many to mention, but there is always something going on for you to enjoy.

PARKS AND COUNTRYSIDE

Liverpool is home to some truly amazing parks, the most loved by locals being Sefton Park in the south of the city, with over 200 acres of green space. Along the coast at Crosby beach you will find 100 cast-iron, life-size figures, spread out along three kilometres of the foreshore and stretching almost one kilometre out to sea; a wonderful place for a summer stroll and very poignant as the tide moves in or out.

Further afield you will find the Peak District and the Lake District, two of the UK's finest National Parks.

“ The coolest thing about LIPA would probably be the diversity. There's students and staff from all around the world. ”

Alfred
BA (Hons) Music (Songwriting and Production)
Norway

RESTAURANTS, CAFES AND BARS

On your doorstep you will find a wide range of restaurants, cafes and bars, all serving something for every taste and budget.

Bold Street is a five to ten minute walk away and is home to a range of independent restaurants, whilst the Baltic Market is a large open plan food hall - ideal for a larger group.

Many of your fellow students will also be performing in venues across the city and will quickly share their knowledge with you.

SHOPPING

Liverpool ONE is a large, open air shopping complex located a short walk away and home to UK and global brands, including the world's largest Lush store.

The city is also home to some amazing local traders including the Red Brick Market and Probe Records, which has been at the epicentre of the city's music scene since opening in 1971.

SPORTS

You can't come to Liverpool and not talk about football, as the city is home to two world famous teams: Liverpool Football Club and Everton Football Club.

There is more than just football though, from the world famous Grand National horse race to the Rock 'n' Roll Marathon (or half marathon if you prefer).

For those less sporty, Ghetto Golf or Junkyard Golf provide the opportunity to practice your crazy golf skills.

“ Many years ago, in high school when I first heard of the city of Liverpool, I never thought one day I would be studying here. My time at LIPA is an exciting challenge and an opportunity - getting closer to industry; experiencing diverse techniques and subjects; talking and learning with the best professional costume makers and focusing on individual research, all while making efforts for my future career. LIPA is an open, passionate, rigorous, concentrating, patient, and inclusive place. A place I get support with studying and researching, realising my future direction, and achieving the best that I can. ”

Wanning,
MA Costume Making (2022)
China



TOP 10 THINGS TO DO IN LIVERPOOL

1

A trip on the famous Mersey Ferry

2

Visit Royal Albert Dock

3

Go to a gig at the Cavern Club

4

Beatles & Sightseeing Walking Tour of Liverpool

5

Visit both of our cathedrals

6

Our amazing museums and art galleries

7

A trip to the theatre

8

Visit our music venues

9

Experience our pubs and restaurants

10

Watch a Premier League football match

TRAVELLING IN THE UK AND EUROPE

Once you feel confident in your new surroundings, many of our students want to explore the rest of the UK and Europe.

Liverpool is well connected to major cities across the UK with a comprehensive coach and rail network, with London being just over two hours away on the train.

Liverpool John Lennon Airport offers flights to a variety of European cities, meaning that you could be in the likes of Barcelona, Berlin or Dublin within a couple of hours.

You may need a visa to visit countries other than the UK, and this is your responsibility to check in advance of making any travel arrangements.

“ The best thing about LIPA is that it promotes a collaborative spirit over a competitive one - everyone here is super helpful and wants you to succeed. ”

Badrinarayan
BA (Hons) Music
India

“ I never intended to study outside of the US, but the Sound Tech course at LIPA was too good an opportunity to pass up. Having studied here for about half a year, I can confidently say that I picked the right university, even with such a distance.

I was uncertain as to how I would adapt living in the UK, so as a future LIPA international student reading this, you might have the same question. The first few weeks were, indeed, strange; I barely understood my northern housemate and my general terminology confused everyone around me. Everything technically understandable, yet eerily unfamiliar. Every time I spoke to someone new, I was intensely aware of a lingering Yankee aura that people couldn't help inquiring about. But in the end, that cultural difference was mostly in my head. While I can't speak for all international students of varying nationalities, in my experience, students and staff have been really welcoming and kind. ”

Riley
BA (Hons) Sound Technology
USA

ENROLLING WITH US



As the start of term approaches, you'll receive more information about Enrolment, International Orientation and Induction Week.

ENROLMENT

Our enrolment process takes place online and will open in early September, but don't worry you'll receive more information on how and when to enrol nearer the time. Please bear in mind the exact date enrolment opens may vary depending on your course.

As part of this process, you'll be asked to upload photographs of key documents including your passport, Student visa and transcripts/certificates from the last educational institution you attended.

Once you've entered the UK, you may also be asked to upload photographs of your travel documents/boarding passes and your Biometric Residence Permit (BRP) card (if applicable).

Again, we will send you more details nearer the time.

INTERNATIONAL ORIENTATION

International Orientation takes place on **Friday 15 September 2023**, and is our opportunity to welcome you properly to LIPA and help you get to know your fellow international freshers.

Led by the International Team and taking place before our current students return, the day gives you the chance to familiarise yourself with the building and settle in before teaching starts. If you have any concerns or queries, staff will be on hand all day to answer your questions.

We strongly encourage all new international students attend this event (subject to your Student visa being issued).

More information will be shared with you nearer the time.

We know some of you arrive in Liverpool with friends and family members, who also like to tour our buildings and facilities and see where you will be studying.

We'll offer this opportunity Monday 11 to Thursday 14 September 2023, but should friends and family arrive earlier, we will do our best to accommodative tour requests.

INDUCTION WEEK

Induction Week begins on **Monday 18 September 2023**, and you will receive your timetable once you have completed online enrolment.

During Induction Week you participate in a series of introductions to your course and teaching staff, as well as events that allow you to meet students from different courses.

There will also be our Fresher's Fair, activities organised by our Student Events Board (SEB) and the chance to meet with the Student Support Service.

As an international student, there are two important tasks, which if you have not already done, we strongly recommend you make time to do in Induction Week, before teaching starts:

- Open a UK bank or building society account
- Register with a doctor (GP)

“ One of the best things about studying at LIPA is how active the students are - there are always events on and opportunities to be on stage, even the LIPA canteen and LIPA bar host a lot of events right under your nose. There are always opportunities to expand your creativity beyond your course and you'll always find yourself inspired and supported by the people around you. ”

Izabel
BA (Hons) Acting
USA

**Top
Tips**

Remember you will need a UK phone number or UK SIM card to register with a doctor or to open a UK bank account.





BANKING

We recommend you open a UK bank or building society account at your earliest convenience. It may be worth seeing if your existing bank in your home country has a relationship with a UK bank prior to opening a new account.

Closer to the start of term you'll receive more information about how to open a UK bank account, and how to generate a letter of enrolment (which you will need to provide to a bank in order to open an account).

IT FACILITIES

During Induction Week you will gain access to your LIPA email address and Wi-Fi network. You will also be told how to load credit onto your LIPA card in order to use any printing and photocopying facilities.

REGISTERING WITH A DENTIST AND DOCTOR

We strongly recommend that you register with a dentist and especially a doctor (referred to as a General Practitioner or GP in the UK) as soon as possible once you have enrolled as a student. Both services are free to access via the National Health Service (NHS), although you will have to pay for any dental treatment (regular check-ups aside).

You will be given further details of how to register for both services at International Orientation and enrolment.

If you are studying in the UK for six months or more, you are entitled to receive free medical prescriptions if you are under the age of 19 (a prescription is the drugs or medicine that a doctor decides you need after diagnosis). If you are 19 or over, you are eligible to claim for the cost of medical treatment on the basis of low income. You can pick up a HC1 form from your Liverpool doctor or dentist to do this. Otherwise each item you are 'prescribed' by the doctor (apart from the contraceptive pill, which is free) will cost £9.35.



You can search local GP practices by using the postcode of your accommodation or of LIPA (L1 9HF) on the NHS website: www.nhs.uk/service-search/find-a-gp.

NEED EXTRA HELP?

The International Team is happy to support you with opening a UK bank account or registering with a dentist or doctor.

“ Coming to Liverpool at 18 years old to study has been my greatest adventure yet and I couldn't be happier about my decision. There's nothing like LIPA's energy and Liverpool's culture. ”

Nuria
BA (Hons) Music
(Songwriting and Performance)
Spain



SUCCESSING WITH US



Staff are here to help you enjoy and benefit from your studies, but we recognise that from time to time you may need additional support.

STUDENT SUPPORT

The Student Support Service is on hand for you to talk to, in confidence, about any issues concerning you.

Alternatively, you may wish to talk to your Learning Guidance Tutor (LGT) about issues relating to your studies.

If you are unsure who to speak to, the International Team is on hand to guide you in the right direction.

The important thing is if you are having problems, no matter how big or small you might think they are, speak to us. We are all here to help.

Student Support can be contacted by emailing student.support@lipa.ac.uk, calling 0151 330 3013 or by calling to the offices on level 6 of the Art Building.

There is usually someone available Monday - Friday, 10am-5pm during term-time.

We strongly advise you to contact the team in advance if you have a learning difficulty, disability or health condition. We want to ensure that you have appropriate support in place at the start of your course.

Top Tips

Free English language classes are available to all LIPA students whose first language is not English. Classes usually take place on a Saturday morning and are available throughout your studies. Speak to the International Team or the Student Support Service for more information.

USEFUL CONTACT NUMBERS

LIPA Reception

+44 (0) 151 330 3000

LIPA International Team

+44 (0) 151 330 3118

LIPA Security Desk (for out of hours emergencies)

+44 (0) 151 330 3012

UKCISA (independent advice for international students) +44 (0) 207 788 9214

UK Emergency Services (Ambulance, Fire, Police)
999

NHS Helpline (Health concerns)
111

My notes and actions

Use this page to make notes or write a list.

This image shows a single sheet of white paper with horizontal ruling lines. The lines are evenly spaced and run across the width of the page. There are no margins, text, or other markings on the paper.

Printed March 2023. Please note: We are committed to providing our students with a high-quality learning experience and, unless any new government restrictions come into effect, we expect the majority of learning will be delivered in person and face-to-face during 2023-24. We will continue to monitor government and local authority guidance in relation to COVID-19 and will be able to flex our learning to ensure the health and safety of our students and staff as necessary. Contact time may be subject to increases or decreases in line with any additional restrictions imposed by the government or our local public health authority in the interest of maintaining the health, safety and wellbeing of our students, staff and visitors. This may include the use of online learning at times. We will keep you updated via the COVID-19 pages of our website.



Highfields' is one of the many bands formed at LIPA and is a folk/pop band made up of graduates from Canada, the Channel Islands, Norway, Singapore and South Africa. Photograph by Mike Brits.

CONTACT US

international@lipa.ac.uk

+44 (0)151 330 3000

lipa.ac.uk